







Gathering insights: mental health in primary care in Wales

1. In your opinion, how difficult is the area of mental health to manage at primary care level?			
		Response Percent	Response Count
Very difficult		16.3%	28
Quite difficult		76.7%	132
Not at all difficult		7.0%	12
		answered question	172
		skipped question	2

2. Do you feel mental health should be managed...			
		Response Percent	Response Count
Exclusively in primary care		0.0%	0
Shared between primary and secondary care (but more in primary care than is currently)		25.3%	43
Shared between primary and secondary care (as it currently is)		52.4%	89
Shared between primary and secondary care (but less in primary care than is currently)		22.4%	38
Exclusively in secondary care		0.0%	0
		answered question	170
		skipped question	4

3. Setting aside issues of funding, resources or service quality, what factors contribute to making the management of mental health more challenging in primary care? Please tick all that apply and rank by importance.

	1st	2nd	3rd	4th	5th	6th	7th	Rating Average	Response Count
Low public awareness and stigma	12.2% (18)	11.6% (17)	6.8% (10)	15.0% (22)	14.3% (21)	23.1% (34)	17.0% (25)	4.45	147
Interaction between mental and physical health	12.4% (19)	20.3% (31)	20.3% (31)	15.0% (23)	17.0% (26)	10.5% (16)	4.6% (7)	3.54	153
Ageing population	7.2% (10)	10.8% (15)	11.5% (16)	19.4% (27)	20.1% (28)	15.1% (21)	15.8% (22)	4.43	139
Social isolation	9.9% (15)	17.2% (26)	28.5% (43)	17.2% (26)	11.9% (18)	11.9% (18)	3.3% (5)	3.53	151
Social issues related to mental health (e.g. housing, employment)	32.4% (48)	21.6% (32)	12.8% (19)	14.9% (22)	8.8% (13)	6.1% (9)	3.4% (5)	2.78	148
Nature of the condition makes patients harder to reach / engage with	27.0% (40)	16.9% (25)	14.9% (22)	12.2% (18)	12.8% (19)	8.1% (12)	8.1% (12)	3.24	148
Poor identification / recognition of the symptoms of mental health decline at primary care level	5.7% (8)	7.1% (10)	10.7% (15)	10.0% (14)	11.4% (16)	17.1% (24)	37.9% (53)	5.17	140
Other (please specify)									26
answered question									164
skipped question									10






**4. Which of the following do you feel limit the delivery of improvements to primary care mental health services in Wales?
Please tick all that apply.**







		Response Percent	Response Count
Difficulty of implementing Government policy	<input type="checkbox"/>	32.0%	54
Funding constraints	<input checked="" type="checkbox"/>	76.3%	129
Professional knowledge of condition and training limitations	<input type="checkbox"/>	28.4%	48
Lack of clear referral / treatment protocols	<input checked="" type="checkbox"/>	56.2%	95
Low level of professional interest in mental health in primary care	<input type="checkbox"/>	23.1%	39
Lack of infrastructure to work in synergy with social care	<input checked="" type="checkbox"/>	72.8%	123
Other (please specify)	<input type="checkbox"/>	20.7%	35
		answered question	169
		skipped question	5

5. Do you feel there should be a greater or lesser level of investment in time and resources in mental healthcare in Wales, relative to other primary healthcare priorities in general? Please tick the option that best applies.



		Response Percent	Response Count
Much greater	<input type="checkbox"/>	32.0%	54
Somewhat greater	<input checked="" type="checkbox"/>	58.0%	98
The current level of investment is right	<input type="checkbox"/>	9.5%	16
Somewhat less	<input type="checkbox"/>	0.0%	0
Much less	<input type="checkbox"/>	0.6%	1
		answered question	169
		skipped question	5

6. How would you describe your own approach to mental health treatment?

		Response Percent	Response Count
I am very happy to deal with any and all mental health problems I see, as I have extensive knowledge in this area		2.5%	4
I am happy to deal with most mental health problems I see; even when I refer a patient onto another service I see myself as playing a central role in the care pathway		60.6%	97
I am unsure about dealing with many mental health problems I see, and tend to discuss these cases with other healthcare professionals in both primary and secondary care. I will, however, still treat in most cases		17.5%	28
I am not comfortable dealing with mental health problems, and tend to refer these cases for treatment – either to primary or secondary care colleagues		11.3%	18
None of the above (please explain)		8.1%	13
		<i>answered question</i>	160
		<i>skipped question</i>	14

7. Looking at your mental health case load: what proportion of your practice time is spent on mental health related work?			Response Percent	Response Count
< 5%			8.3%	13
5-10%			17.3%	27
11-20%			28.2%	44
21-30%			27.6%	43
31-50%			16.7%	26
> 51%			1.9%	3
<i>answered question</i>				156
<i>skipped question</i>				18

8. Overall, do you feel that targets regarding service improvement, such as Quality Outcome Frameworks, NICE and the National Service Framework, are helpful to you as a primary care mental healthcare provider?					
	Very helpful	Quite helpful	Unhelpful	Not sure	Response Count
QOF	6.2% (10)	32.3% (52)	52.8% (85)	8.7% (14)	161
NSF	5.7% (9)	39.2% (62)	34.2% (54)	20.9% (33)	158
NICE	9.4% (15)	47.8% (76)	30.2% (48)	12.6% (20)	159
<i>answered question</i>					161
<i>skipped question</i>					13

9. Do you feel that, generally, service improvement targets work in primary care mental health?			Response Percent	Response Count
Yes			34.0%	53
No			66.0%	103
<i>answered question</i>				156
<i>skipped question</i>				18

10. On a scale of 1-5, where 5 is very confident and 1 is not at all confident, how confident is your practice overall in dealing with each of the following steps in the patient pathway?

	1	2	3	4	5	Response Count
Promotion of mental health & well being in the patient community including social and economic interventions, e.g. debt counselling and third sector/social enterprise initiatives	19.5% (30)	26.6% (41)	32.5% (50)	18.2% (28)	3.2% (5)	154
Early / proactive detection of signs of mental health issues	4.5% (7)	16.9% (26)	30.5% (47)	36.4% (56)	11.7% (18)	154
Assessment and diagnosis of mental health issues	7.8% (12)	11.7% (18)	16.9% (26)	44.2% (68)	19.5% (30)	154
Treatment and referral decisions	7.8% (12)	11.7% (18)	13.0% (20)	48.1% (74)	19.5% (30)	154
Follow up and reassessment	7.8% (12)	11.7% (18)	21.4% (33)	45.5% (70)	13.6% (21)	154
Patient support and engagement	5.9% (9)	11.8% (18)	26.8% (41)	43.8% (67)	11.8% (18)	153
Managing patients with co-morbidity of mental and physical ill-health	5.2% (8)	11.7% (18)	24.7% (38)	42.9% (66)	15.6% (24)	154
Understanding and signposting for the social factors related to mental well-being - for example housing, diet, employment, social isolation and others	7.8% (12)	23.4% (36)	32.5% (50)	28.6% (44)	7.8% (12)	154
	<i>answered question</i>					154
	<i>skipped question</i>					20

11. On a scale of 1-5, where 5 is very competent and 1 is not at all competent, how competent is your practice overall in dealing with each of the following steps in the patient pathway?


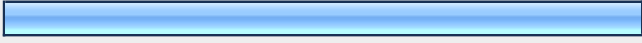










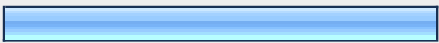
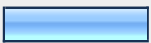
	1	2	3	4	5	Response Count
Promotion of mental health & well being in the patient community including social and economic interventions, e.g. debt counselling and third sector/social enterprise initiatives	14.9% (21)	31.9% (45)	27.7% (39)	21.3% (30)	4.3% (6)	141
Early / proactive detection of signs of mental health issues	2.9% (4)	15.7% (22)	34.3% (48)	37.9% (53)	9.3% (13)	140
Assessment and diagnosis of mental health issues	3.5% (5)	10.6% (15)	19.9% (28)	52.5% (74)	13.5% (19)	141
Treatment and referral decisions	5.7% (8)	8.6% (12)	11.4% (16)	58.6% (82)	15.7% (22)	140
Follow up and reassessment	5.0% (7)	8.6% (12)	23.7% (33)	51.1% (71)	11.5% (16)	139
Patient support and engagement	3.6% (5)	10.8% (15)	35.3% (49)	39.6% (55)	10.8% (15)	139
Managing patients with co-morbidity of mental and physical ill-health	2.9% (4)	8.6% (12)	25.2% (35)	50.4% (70)	12.9% (18)	139
Understanding and signposting for the social factors related to mental well-being - for example housing, diet, employment, social isolation and others	5.8% (8)	22.5% (31)	37.0% (51)	27.5% (38)	7.2% (10)	138
	<i>answered question</i>					142
	<i>skipped question</i>					32

12. On a scale of 1-5, where 5 is a high level of support and 1 is a very low level of support, how much support (such as guidelines and access to other mental health services) do you feel your practice has overall in dealing with each of the following steps in the patient pathway?

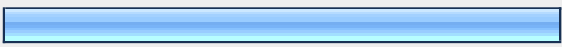













	1	2	3	4	5	Response Count
Promotion of mental health & well being in the patient community including social and economic interventions, e.g. debt counselling and third sector/social enterprise initiatives	27.8% (40)	27.1% (39)	26.4% (38)	13.9% (20)	4.9% (7)	144
Early / proactive detection of signs of mental health issues	11.8% (17)	27.8% (40)	27.1% (39)	31.3% (45)	2.1% (3)	144
Assessment and diagnosis of mental health issues	9.0% (13)	22.8% (33)	35.2% (51)	26.9% (39)	6.2% (9)	145
Treatment and referral decisions	9.0% (13)	26.2% (38)	24.8% (36)	34.5% (50)	5.5% (8)	145
Follow up and reassessment	11.0% (16)	22.1% (32)	31.0% (45)	29.7% (43)	6.2% (9)	145
Patient support and engagement	13.2% (19)	27.1% (39)	29.2% (42)	25.7% (37)	4.9% (7)	144
Managing patients with co-morbidity of mental and physical ill-health	12.4% (18)	21.4% (31)	38.6% (56)	21.4% (31)	6.2% (9)	145
Understanding and signposting for the social factors related to mental well-being - for example housing, diet, employment, social isolation and others	18.1% (26)	29.9% (43)	29.9% (43)	17.4% (25)	4.9% (7)	144
	answered question					145
	skipped question					29

13. If you were responsible for improving the overall mental health provision in your area, which aspects of care would you address as a priority to achieve the greatest benefit? Please tick all that apply.

Improvements in:

		Response Percent	Response Count
Outreach and community mental health services		79.7%	122
Improved social support including housing especially for deprived or at risk groups		70.6%	108
Improved fitness, exercise and diet among local population		55.6%	85
Health promotion		29.4%	45
Referral system – primary / secondary care interface		66.7%	102
Clinical protocols		25.5%	39
Staffing levels		62.1%	95
Time management / allowance to assess patients		54.9%	84
Professional training		37.9%	58
Research opportunities		5.9%	9
Choice of services accessible to users		40.5%	62
Patient and carer engagement and consultation		27.5%	42
Reducing barriers / increasing access to services for hard to reach groups		47.7%	73
Other (please specify)		15.7%	24
		answered question	153
		skipped question	21






14. Which three would you address as a matter of urgency?

		Response Percent	Response Count
Outreach and community mental health services		61.3%	95
Improved social support including housing especially for deprived or at risk groups		45.2%	70
Improved fitness, exercise and diet among local population		18.1%	28
Health promotion		5.2%	8
Referral system – primary / secondary care interface		47.1%	73
Clinical protocols		5.8%	9
Staffing levels		40.6%	63
Time management / allowance to assess patients		25.8%	40
Professional training		14.2%	22
Research opportunities		0.6%	1
Choice of services accessible to users		13.5%	21
Patient and carer engagement and consultation		3.9%	6
Reducing barriers / increasing access to services for hard to reach groups		10.3%	16
Other (please specify)		8.4%	13
		answered question	155
		skipped question	19



15. Please rank the overall importance of these factors in determining mental well-being for the population in general. Please rank all factors.







	1st	2nd	3rd	4th	5th	6th	7th	8th	9th	Response Count
Choices of employment	9.5% (14)	11.6% (17)	12.9% (19)	17.7% (26)	19.0% (28)	8.8% (13)	8.8% (13)	4.1% (6)	7.5% (11)	147
Standard of housing	2.8% (4)	9.9% (14)	20.4% (29)	21.8% (31)	17.6% (25)	14.8% (21)	7.0% (10)	4.2% (6)	1.4% (2)	142
Quality of education	4.4% (6)	8.8% (12)	10.9% (15)	12.4% (17)	19.0% (26)	16.1% (22)	16.1% (22)	4.4% (6)	8.0% (11)	137
Access to social amenities	5.1% (7)	7.3% (10)	11.7% (16)	11.7% (16)	5.8% (8)	21.2% (29)	20.4% (28)	8.0% (11)	8.8% (12)	137
Support of close family and friends	61.0% (83)	13.2% (18)	7.4% (10)	6.6% (9)	3.7% (5)	2.2% (3)	2.9% (4)	0.7% (1)	2.2% (3)	136
Financial security	6.1% (8)	21.2% (28)	15.9% (21)	15.9% (21)	18.2% (24)	12.1% (16)	3.8% (5)	4.5% (6)	2.3% (3)	132
Loneliness	13.8% (18)	25.4% (33)	15.4% (20)	11.5% (15)	10.0% (13)	10.0% (13)	7.7% (10)	4.6% (6)	1.5% (2)	130
Diet	0.0% (0)	3.0% (4)	3.7% (5)	1.5% (2)	4.4% (6)	8.1% (11)	14.8% (20)	34.1% (46)	30.4% (41)	135
Exercise	3.1% (4)	1.6% (2)	4.7% (6)	3.1% (4)	1.6% (2)	5.4% (7)	16.3% (21)	34.9% (45)	29.5% (38)	129
Other (please specify)										11
answered question										147
skipped question										27










16. How satisfied are you with support and advice available to your practice on helping the management of mental health patients?


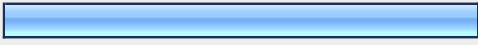
		Response Percent	Response Count
Very satisfied		2.0%	3
Quite satisfied		27.0%	41
Not sure		22.4%	34
Fairly dissatisfied		33.6%	51
Very dissatisfied		15.1%	23
		<i>answered question</i>	152
		<i>skipped question</i>	22



17. Had you heard of WaMH in PC before this survey?

		Response Percent	Response Count
Yes		26.4%	39
No		73.6%	109
		<i>answered question</i>	148
		<i>skipped question</i>	26

18. If yes above, how?			Response Percent	Response Count
Word of mouth			30.8%	12
Conference			25.6%	10
Flyer			30.8%	12
Website			2.6%	1
Professional journal			5.1%	2
Other (please specify)			5.1%	2
			answered question	39
			skipped question	135

19. WaMH in PC is developing quality standards to encourage improvements in the following areas. In your opinion, which are the areas to focus on as a priority? Please tick all that apply.			Response Percent	Response Count
Patient / carer involvement and engagement			33.8%	49
Mental health community projects			35.9%	52
Mental health advocacy to ensure the patient has a voice			20.0%	29
Primary care / secondary care interface			70.3%	102
Implementation of mental health policy / guidance into practice			36.6%	53
Shaping the essential components of core mental health services in primary care			47.6%	69
Professional development in primary care mental health			38.6%	56
Mental health promotion including promoting public health messages around mental health and wellbeing			30.3%	44
Access and barriers to services			27.6%	40



including equality and disability			
Research to advance improvements in the pursuit of mental health		9.0%	13
Improving access to employment, education and training for mental health patients		52.4%	76
	answered question		145
	skipped question		29





20. Would you use the standards in your own practice?			
		Response Percent	Response Count
Yes		76.5%	114
No		23.5%	35
		Why do you say that?	73
	answered question		149
	skipped question		25



21. What other areas would you focus on, and why?			
		Response Count	
		37	
	answered question		37
	skipped question		137








22. Your name			
		Response Count	
		81	
	answered question		81
	skipped question		93



23. Your email address		
		Response Count
		65
<i>answered question</i>		65
<i>skipped question</i>		109

24. Please give your gender			
		Response Percent	Response Count
Male		50.4%	64
Female		49.6%	63
<i>answered question</i>			127
<i>skipped question</i>			47



25. Please give your age range			
		Response Percent	Response Count
< 30		1.6%	2
31-40		19.5%	25
41-50		45.3%	58
> 51		33.6%	43
<i>answered question</i>			128
<i>skipped question</i>			46

26. Your professional background			Response Percent	Response Count
GP			81.7%	103
Practice nurse			18.3%	23
			answered question	126
			skipped question	48

27. Welsh Health Board area			Response Percent	Response Count
Abertawe Bro Morgannwg University LHB			15.0%	18
Aneurin Bevan LHB			15.0%	18
Betsi Cadwaladr University LHB			23.3%	28
Cardiff and Vale University LHB			7.5%	9
Cwm Taf LHB			10.0%	12
Hywel Dda LHB			22.5%	27
Powys Teaching LHB			6.7%	8
			answered question	120
			skipped question	54

28. Do you have a special interest in mental health?			Response Percent	Response Count
Yes			28.7%	37
No			71.3%	92
			answered question	129
			skipped question	45

29. Do you have any specific qualifications in mental health?

		Response Percent	Response Count
Yes		3.1%	4
No		96.9%	126
		<i>answered question</i>	130
		<i>skipped question</i>	44